



WHAT'S NEW | PUBLIC  
2019-10-25

# What's New in SAP Business One 10.0, Version for SAP HANA

# Content

- 1     **SAP Business One, Version for SAP HANA: What's New in 10.0. . . . . 4**
- 2     **Web Client. . . . . 5**
- 3     **Administration. . . . . 7**
- 4     **Sales, Purchasing and Service. . . . . 10**
- 5     **Financial Management. . . . . 11**
- 6     **Project Management. . . . . 12**
- 7     **Inventory and Distribution. . . . . 13**
- 8     **Business Partners. . . . . 14**
- 9     **Cross Module Topics. . . . . 15**
- 10    **Platform and Extensibility. . . . . 17**
- 11    **Lifecycle Management. . . . . 18**

# Document History

The following table provides an overview of the most important document changes.

| Version | Date       | Description   |
|---------|------------|---------------|
| 1.0     | 2019-10-25 | First version |

# 1 SAP Business One, Version for SAP HANA: What's New in 10.0

This document briefly describes major functional enhancements and modifications implemented in SAP Business One 10.0, Version for SAP HANA.

## i Note

For the most up-to-date information, see SAP Note [2826199](#). This is a collective, central SAP Note for SAP Business One 10.0, Version for SAP HANA.

## 2 Web Client

Web Client

| Feature    | Description  |
|------------|--|
| Web Client | <p>The Web client for SAP Business One is designed according to SAP Fiori user experience principles. It is available in all SAP Business One UI languages and supports the core logic and processes listed below:</p> <ul style="list-style-type: none"><li>● Sales Orders<ul style="list-style-type: none"><li>○ Editing sales orders</li><li>○ Creating sales orders</li><li>○ Creating and processing sales order drafts</li><li>○ Previewing and printing sales orders</li><li>○ Triggering approval process and viewing approval status</li></ul></li><li>● Additional Sales Documents<ul style="list-style-type: none"><li>○ Sales quotations, deliveries, A/R invoices, returns, and A/R credit memos are supported as list views only.</li></ul></li><li>● Business Partners<ul style="list-style-type: none"><li>○ Editing business partner master data</li><li>○ Creating new business partners</li></ul></li><li>● Items<ul style="list-style-type: none"><li>○ Editing items</li><li>○ Creating new items</li></ul></li><li>● Activities<ul style="list-style-type: none"><li>○ Editing activities</li><li>○ Creating new activities</li><li>○ Notifications and reminders for activities</li></ul></li><li>● Analytics<ul style="list-style-type: none"><li>○ Sales analysis overview and charts - by rows and by documents</li><li>○ Purchase analysis overview and charts - by rows and by documents</li><li>○ Customer balances &amp; vendor balances overview and charts</li><li>○ Inventory status &amp; inventory transactions overview and charts</li><li>○ Financial analysis overview and charts</li><li>○ Overview screen designer</li></ul></li><li>● Multiple Branches</li><li>● User-defined objects, user-defined tables and user-defined fields</li><li>● Enterprise search</li></ul> |


**Feature****Description****i Note**

The Web client supports the following localizations:

Australia, Austria, Belgium, Canada, Costa Rica, Cyprus, Czech Republic, Denmark, Egypt, Finland, France, Germany, Greece, Guatemala, Hungary, Ireland, Israel, Italy, Lebanon, Netherlands, New Zealand, Norway, Oman, Poland, Portugal, Qatar, Saudi Arabia, Slovakia, South Africa, Spain, Sweden, Switzerland, Turkey, United Arab Emirates, United Kingdom, and United States of America.

# 3 Administration

## Administration

| Feature                                 | Description  |
|---|--|
| New localization for the UK             | <p>A new localization is available for the <b>United Kingdom of Great Britain and Northern Ireland</b> (UK):</p> <ul style="list-style-type: none"><li>• The new localization is available in preparation for the UK's departure from the European Union, a process commonly known as Brexit. Brexit has potential implications for trade, accounting, taxes and reporting. Future changes due to Brexit will be reflected in the new localization.</li><li>• The existing localization United Kingdom / Ireland is renamed <b>UK International / Republic of Ireland</b>.</li><li>• Initially, customers based in the UK can choose to create a new company database in the new or existing localization.</li><li>• SAP will stop supporting legal requirements for the UK in the UK International / Republic of Ireland localization beyond the year 2020, with the exact date to be confirmed. UK customers will need to move to the new localization to continue to stay legally compliant.</li><li>• A special utility for SAP Business One 10.0 is planned for release in 2020, to enable UK customers to easily switch to the new localization. The utility is planned for release in a patch that is subject to patch planning, to be available temporarily for the period of a few patches, before being deactivated.</li><li>• The new localization is a one-to-one copy of the existing localization except for the mandatory activation of <i>Extended Tax Reporting</i> and <i>Making Tax Digital</i> settings for new companies in the new localization. Activation of <i>Extended Tax Reporting</i> and <i>Making Tax Digital</i> settings will be a prerequisite for migration to the new localization.</li></ul> <p>For more information, see SAP Note <a href="#">2519116</a> .</p> |
| SAP Business One Office 365 Integration | <p>You can now use the SAP Business One Office 365 Integration feature to export documents, reports and queries to Microsoft OneDrive as Word or Excel files, and view them online. You can also design your own export templates.</p>   |
| User Interface                          | <p>The user interface is readjusted for 4K monitors. You can now work with Fiori-Style Cockpit on 4K monitors.</p> <p>Stay tuned for support for more skins in later patch releases.</p>   |
| New Skin                                | <p>When you use Fiori-Style Cockpit, a new skin "Belize Deep" is available.</p>  |
| Approval Process                        | <p>You can enable authorizers to update a document draft that is in pending status.</p>  |
| Printing Preferences                    | <p>You can print and mail service calls and service contracts and can export them to PDF, immediately after they are created.</p>  |

| Feature           | Description   |
|-------------------|---|
| Authorization     | You can now define different access rights to different tabs in the <i>Item Master Data</i> and <i>Business Partner Master Data</i> windows for your users or user groups.  |
| Posting Periods   | <p>In the <i>Posting Periods</i> window, you are now able to:</p> <ul style="list-style-type: none"> <li>• Sort the data in any column using either the mouse and keyboard, or the <i>Sort Table</i> window.</li> <li>• Search for data in the (first) sorted column using the <i>Find</i> field.</li> <li>• Automatically set the <i>Due Date To</i> date of the new posting period to the last day of the selected month of the next fiscal year.</li> </ul>  |
| Display User Name | <p>The <i>User Name</i> field is added to the following tabs:</p> <ul style="list-style-type: none"> <li>• <i>Administration &gt; License &gt; License Administration &gt; Allocation</i> tab and <i>Assignment</i> tab</li> <li>• <i>Administration &gt; Add-Ons &gt; Add-On Administration &gt; User Preferences</i> tab</li> </ul> <p>Sorting by user code or user name is supported.</p>  |
| Screen Display    | <p>The following windows now support full-screen display:</p> <ul style="list-style-type: none"> <li>• <i>General Settings</i></li> <li>• <i>Posting Periods</i></li> <li>• <i>Company Details</i></li> <li>• <i>Print Preferences</i></li> <li>• <i>Internal Reconciliations</i> and <i>Reconciliation</i> (now available also when the <i>Reconciliation Type</i> is <i>Semi-Automatic</i>)</li> <li>• <i>Checks for Payment</i></li> <li>• <i>Document Generation Wizard</i></li> <li>• <i>Update Special Prices Globally</i></li> <li>• <i>Trial Balance Revaluation</i></li> <li>• <i>General Leger</i></li> <li>• <i>Layout and Sequence</i></li> <li>• <i>Request for Generation Approval</i></li> <li>• <i>Approval Stages</i></li> <li>• <i>Export Transactions to SAP Business One</i></li> <li>• <i>Payment Methods</i></li> <li>• <i>Payment Terms</i></li> <li>• <i>Authorization Groups Setup</i> in Query Manager</li> <li>• <i>Report and Layout Manager</i></li> <li>• <i>User Defined Fields &gt; Field Data</i></li> <li>• <i>Configuration Management</i></li> <li>• <i>Cash Flow</i></li> <li>• <i>Add-On Manager</i></li> </ul> |



| Feature                       | Description  |
|-------------------------------|--|
| Hide Toolbar                  | You can now hide the toolbar to increase your working area if needed.  |
| Change User or Switch Company | <i>User Name</i> and <i>Company Name</i> are moved to the top center of the SAP Business One screen. Clicking it opens the <i>Choose Company</i> window directly for changing the user or switching the company. |

# 4 Sales, Purchasing and Service

Sales, Purchasing and Service

| Feature                    | Description   |
|----------------------------|---|
| Document Printing          | <p>In the <i>Document Printing – Selection Criteria</i> window, we added several frequently used fields for you to filter documents.</p> <p><i>Form Settings</i> is now enabled in the <i>Document Printing</i> window. You can choose to show additional fields for various documents:</p> <ul style="list-style-type: none"><li>• Sales document</li><li>• Purchasing document</li><li>• Payment</li><li>• Tax invoice</li><li>• Journal entry</li><li>• Goods receipt and goods issue</li><li>• Inventory transfer and inventory transfer request</li><li>• Production order</li><li>• Service call</li><li>• Service contract</li><li>• Bill of exchange – receivables; bill of exchange – payables; and bill of exchange – transactions</li></ul> <p>You can print and mail multiple service calls or service contracts at a time.</p> |
| A/R Invoice<br>A/P Invoice | <p>You can edit the <i>Due Date</i> field in the <i>A/R Invoice</i> and <i>A/P Invoice</i> windows after the invoice is partially reconciled.</p> <p>The new <i>Due Date</i> must be on or after the latest <i>Reconciliation Date</i>.</p>   |
| Backorder Report           | <p>The <i>Backorder</i> report now displays all A/R reserve invoices that are not fully delivered or not fully credited, regardless of their payment status.</p>  |

# 5 Financial Management

## Financial Management

| Feature               | Description  |
|-----------------------|--|
| Journal Entry Remarks | You can now enter up to 254 characters in the <i>Remarks</i> field of journal entries, and journal remarks fields of various documents.  |
| Financial Reports     | <p>You can now open accounts and business partner master data directly from the following reports using the link arrows appearing before the names of accounts or business partners:</p> <ul style="list-style-type: none"><li>• <i>Balance Sheet, Trial Balance, Profit and Loss Statement</i></li><li>• <i>Balance Sheet Comparison, Trial Balance Comparison, Profit and Loss Comparison</i></li><li>• <i>Balance Sheet Budget Report, Trial Balance Budget Report, Profit and Loss Statement Budget Report</i></li></ul> |

# 6 Project Management

Project Management

| Feature                  | Description  |
|--------------------------|--|
| Interactive Gantt Charts | <p>Improved interactive Gantt Charts are available to more easily make updates and work with <i>Project Management</i>.</p> <ul style="list-style-type: none"><li>• Make changes directly in Gantt Charts to update project details.</li><li>• Move Gantt Chart time bars of subprojects and project stages to update project timelines for planning purposes.</li><li>• Gantt Charts are now dynamic project planning tools rather than static overviews.</li></ul> |

# 7 Inventory and Distribution

## Inventory and Distribution

| Feature                            | Description  |
|------------------------------------|--|
| Item Master Data                   | You can change the UoM group of an item if the new UoM group includes the set of conversion rules of the original UoM group.   |
| Item Master Data                   | In the <i>Item Master Data</i> window, when you update the description for an item which is connected to a bill of materials, the <i>Product Description</i> in the <i>Bill of Materials</i> window can be updated as well.  |
| Serial Number and Batch Management | <p>You can update serial numbers and batches for A/R reserve invoices and inventory transfer requests.</p> <p>You can display the destination warehouse code and name through <i>Form Settings</i> when you update serial numbers or batches for inventory transfers or inventory transfer requests.</p> |
| Group Name Enhancement             | <p>You can now enter up to 100 characters in the following fields:</p> <ul style="list-style-type: none"><li>• The <i>Item Group Name</i> field of the <i>Item Groups - Setup</i> window</li><li>• Group name fields of related windows</li></ul>  |
| Link Arrow                         | You can navigate from a bill of materials parent item in any window directly to the <i>Item Master Data</i> window, instead of the <i>Bill of Materials</i> window, by selecting the link arrow next to the item.  |

## 8 Business Partners

### Business Partners

| Feature   | Description  |
|---|--|
| Address Formats   | You can now hide empty address lines while setting up address formats, thus providing a more concise address in documents and printouts.   |
| Group Name Enhancement                                    | You can now enter up to 100 characters in the following fields: <ul style="list-style-type: none"><li>• The <i>Group Name</i> field of the <i>Customer Groups - Setup</i> window and the <i>Vendor Groups - Setup</i> window</li><li>• Group name fields of related windows</li></ul>  |
| Block Updating Address ID in Business Partner Master Data | <p>Previously, if a business partner has defined a <i>Bill to</i> or <i>Ship to</i> address, you can edit the <i>Address ID</i> field in the SAP Business One client or update this field through DI API.</p> <p>Now a new checkbox <i>Allow to Update Address ID</i> is added to the <b>General Settings &gt; BP</b> tab. This checkbox is selected by default, and you can update the <i>Address ID</i> field from the <b>Business Partners &gt; Business Partner Master Data &gt; Addresses</b> tab. If you deselect the checkbox, you cannot edit the <i>Address ID</i> field, and you will see an error message if you try to update this field through DI API.</p> |

# 9 Cross Module Topics

## Cross Module Topics

| Feature             | Description   |
|---------------------|---|
| Attachments Tab     | <p>You can now manage attachments through the <i>Attachments</i> tab in the following windows:</p> <ul style="list-style-type: none"><li>• <i>Inventory Counting</i></li><li>• <i>Production Order</i></li><li>• <i>Deposit</i></li><li>• <i>Incoming Payment</i></li><li>• <i>Outgoing Payment</i></li><li>• <i>Inventory Posting</i></li><li>• <i>Inventory Opening Balance</i></li><li>• <i>Checks for Payments</i></li><li>• <i>Time Sheet</i></li><li>• <i>Journal Entry</i></li></ul>   |
| Referenced Document | <p>You can specify the reference documents for the following types of document and create reference links from other documents to them:</p> <ul style="list-style-type: none"><li>• Inventory document: goods issue, goods receipt, inventory transfer request, and inventory transfer</li><li>• Purchase request</li><li>• Checks for payment</li><li>• Recurring posting</li></ul> <p>Automatic references can be created in the following scenarios:</p> <ul style="list-style-type: none"><li>• If a recurring posting template is referenced to a document, for example, an A/R invoice, and you create a journal entry document from the recurring posting or from another journal entry which uses the recurring posting template, the journal entry will be automatically referenced to the document (A/R invoice).</li><li>• You create an inventory transfer or inventory transfer request from a sales order or production order.</li></ul> <p>You can see the number of reference documents of a document from the indicator next to the <i>Referenced Document</i> button.</p> |

| Feature                          | Description   |
|----------------------------------|---|
| Enable UDF in Additional Objects | <p>The following forms/objects are enabled for you to add user-defined fields (UDF) to them:</p> <ul style="list-style-type: none"> <li>• Attachments - Rows (table: ATC1)</li> <li>• Items - Preferred Vendors (table: ITM2)</li> <li>• Shipping Types (table: OSHP)</li> <li>• Alerts Management (table: OALT)</li> <li>• Customer/Vendor Groups (table: OCRG)</li> <li>• Document Numbering - Series (table: NNM1)</li> <li>• Manufacturers (table: OMRC)</li> <li>• Package Types (table: OPKG)</li> <li>• Payment Terms (table: OCTG)</li> <li>• Items - Prices (table: ITM1)</li> <li>• Locations (table: OLCT)</li> <li>• Countries (table: OCRY)</li> <li>• BP Properties (table: OCQG)</li> <li>• Item Properties (table: OITG)</li> <li>• Branch Setup (table: OBPL)</li> <li>• Units of Measure (table: OUOM)</li> </ul> |



# 10 Platform and Extensibility

## Platform and Extensibility

| Feature                                 | Description   |
|---|---|
| Service Layer Configuration Controller  | As of release 10.0, a configuration controller for Service Layer is available. It provides a user-friendly interface to update configuration parameters and have them take effect. Such an operation previously required modifying configuration text files directly and manually restarting Service Layer. The configuration controller also provides other functionality, such as a Service Layer force restart, the ability to download Service Layer logs, and the ability to dynamically add and remove Service Layer nodes. |
| Support Expiration Date                 | <p>Previously, customers knew their support expiration date with SAP through their partners. As of release 10.0, this information is available and transparent to customers directly from SAP.</p> <p>You can get the information in the <i>Support Expiration Date</i> field from the <i>About SAP Business One</i> window under the <i>Help</i> menu.</p>   |
| User-Defined Values Multiple Trigger    | <p>Previously, a user-defined value could be refreshed by a change in a desired field in a window. As of release 10.0, user-defined values can be refreshed by any changes in multiple fields you have defined.</p> <p>You can select up to 5 fields under the <i>Auto Refresh When Field Changes</i> checkbox from <b>Tools &gt; Customization Tools &gt; User-Defined Values – Setup</b>.</p>   |
| Extend FormID Field Length to 100 Chars | Previously, the maximum length of the <code>FormID</code> field in database table <code>CSHS</code> and the <code>Code</code> field in database table <code>OUDO</code> was 20 characters. As of release 10.0, the length of the fields is extended to 100 characters.  |
| Increase Menu Item Limit to 5,000       | Previously, the number of user-defined menu items was limited to 1,000. As of release 10.0, the maximum number for user-defined menu items is increased to a theoretical maximum limit of up to 5,000.  |

# 11 Lifecycle Management

## Lifecycle Management



| Feature   | Description  |
|---|--|
| Operating System                                | <p>SAP Business One, version for SAP HANA supports only the following operation systems:</p> <ul style="list-style-type: none"><li>• SUSE Linux Enterprise Server 15 (x86_64)</li><li>• SUSE Linux Enterprise Server for SAP Application 15 (x86_64)</li></ul>   |
| SAP HANA Database                               | <p>As of release 10.0 PLOO, SAP Business One, version for SAP HANA supports only SAP HANA Enterprise Edition 2.0. It is a tenant database system that contains one system database and can contain multiple tenant databases. The system database keeps the system-wide landscape information and provides configuration and monitoring across the system. The tenant databases are, by default, isolated from each other as regards application data, user management, traces and logs, and persistence. Each tenant database can be backed up and recovered independently without impacting one another, whether it is live or stopped.</p>  |
| Supporting Only 64-bit Windows Operating System | <p>As of release 10.0, SAP Business One supports only the 64-bit Windows operating system. In line with this, the following 32-bit SAP Business One components are removed from the SAP Business One product CD (installation package or upgrade package).</p> <ul style="list-style-type: none"><li>• Add-Ons</li><li>• SAP Business One Studio</li><li>• SAP Business One Client</li><li>• Crystal Server Integration</li><li>• Data Transfer Workbench</li><li>• DI API</li><li>• Outlook Integration Standalone</li><li>• Solution Packager</li></ul> <div data-bbox="606 1541 1394 1727"><p><b>i Note</b></p><p>To use the SAP Business One add-ons in SAP Crystal Reports for SAP Business One, the 32-bit DI API is renamed as <i>DI API Legacy Package</i> and moved to the <i>/Packages.x64</i> folder.</p></div> <p>Automatic migration of removed 32-bit components to 64-bit components is not possible. You must manually uninstall the 32-bit components installed previously, and then install the 64-bit SAP Business One components using the Setup Wizard.</p> |

# Important Disclaimers and Legal Information

## Hyperlinks

Some links are classified by an icon and/or a mouseover text. These links provide additional information.

About the icons:

- Links with the icon : You are entering a Web site that is not hosted by SAP. By using such links, you agree (unless expressly stated otherwise in your agreements with SAP) to this:
  - The content of the linked-to site is not SAP documentation. You may not infer any product claims against SAP based on this information.
  - SAP does not agree or disagree with the content on the linked-to site, nor does SAP warrant the availability and correctness. SAP shall not be liable for any damages caused by the use of such content unless damages have been caused by SAP's gross negligence or willful misconduct.
- Links with the icon : You are leaving the documentation for that particular SAP product or service and are entering a SAP-hosted Web site. By using such links, you agree that (unless expressly stated otherwise in your agreements with SAP) you may not infer any product claims against SAP based on this information.

## Beta and Other Experimental Features

Experimental features are not part of the officially delivered scope that SAP guarantees for future releases. This means that experimental features may be changed by SAP at any time for any reason without notice. Experimental features are not for productive use. You may not demonstrate, test, examine, evaluate or otherwise use the experimental features in a live operating environment or with data that has not been sufficiently backed up.

The purpose of experimental features is to get feedback early on, allowing customers and partners to influence the future product accordingly. By providing your feedback (e.g. in the SAP Community), you accept that intellectual property rights of the contributions or derivative works shall remain the exclusive property of SAP.

## Example Code

Any software coding and/or code snippets are examples. They are not for productive use. The example code is only intended to better explain and visualize the syntax and phrasing rules. SAP does not warrant the correctness and completeness of the example code. SAP shall not be liable for errors or damages caused by the use of example code unless damages have been caused by SAP's gross negligence or willful misconduct.

## Gender-Related Language

We try not to use gender-specific word forms and formulations. As appropriate for context and readability, SAP may use masculine word forms to refer to all genders.

© 2019 SAP SE or an SAP affiliate company. All rights reserved.

No part of this publication may be reproduced or transmitted in any form or for any purpose without the express permission of SAP SE or an SAP affiliate company. The information contained herein may be changed without prior notice.

Some software products marketed by SAP SE and its distributors contain proprietary software components of other software vendors. National product specifications may vary.

These materials are provided by SAP SE or an SAP affiliate company for informational purposes only, without representation or warranty of any kind, and SAP or its affiliated companies shall not be liable for errors or omissions with respect to the materials. The only warranties for SAP or SAP affiliate company products and services are those that are set forth in the express warranty statements accompanying such products and services, if any. Nothing herein should be construed as constituting an additional warranty.

SAP and other SAP products and services mentioned herein as well as their respective logos are trademarks or registered trademarks of SAP SE (or an SAP affiliate company) in Germany and other countries. All other product and service names mentioned are the trademarks of their respective companies.

Please see <https://www.sap.com/about/legal/trademark.html> for additional trademark information and notices.